

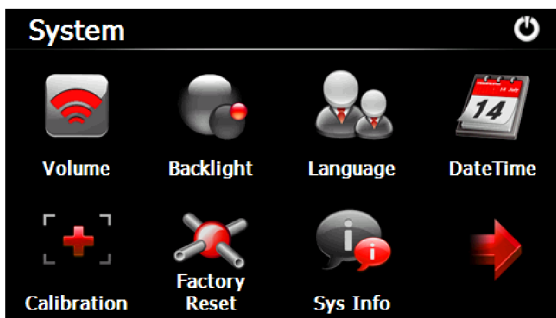
CHECKING DEVICE IS IN 'MASS STORAGE' MODE



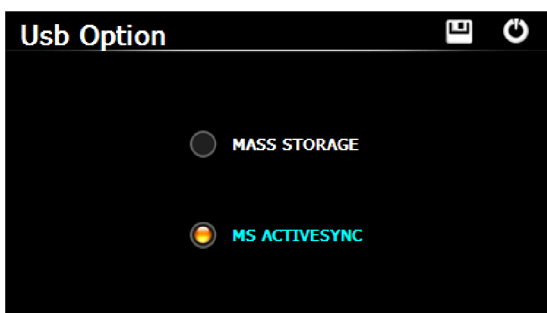
GO TO ABOVE SCREEN AND SCROLL BOXES AT BOTTOM UNTIL 'SETTINGS' BOX IS VISIBLE THEN TAP 'SETTINGS' BOX




TAP THE SPANNER/SCREWDRIVER IN DISPLAY



TAP RED ARROW AT BOTTOM RIGHT OF DISPLAY



IF 'MASS STORAGE' IS NOT ALREADY HIGHLIGHTED

Select **MASS STORAGE** and tap  to save it. When changing the option, it will re-start the unit. Always use Mass Storage mode.

IF REQUIRED TAP  ICONS TO RETURN TO 'CABBIE'S MATE' DISPLAY PAGE

YOU ARE NOW READY TO CONNECT THE USB CABLE BETWEEN THE UNIT AND YOUR PC