

How to update the A-Z poi on 4.3" A-Z+ Cabbie's Mate unit

Please note, this auto updater will only work on PC's, not on Apple Mac computers, but you can connect the 4.3" unit to a Mac to download pictures or music on your device.

To be able to download the A-Z POI, please use the download code (update key) provided. If you do not have a code, you will need to purchase one online for £15 including VAT. After payment, a download code will immediately be sent to you via e mail (it will be on your invoice).

Alternatively, our agent JVBrights can update your A-Z poi while you wait for £18 including VAT. If you have a free download code, they can update it for you for a service charge of £5

Use your download code and download the September 2011 poi update.

Before you start downloading, please set your A-Z+ Cabbie's Mate device USB settings to Mass Storage from Settings menu.

Connect your device (your A-Z+ Cabbie's Mate) to your PC via USB cable provided. It can take up to a couple of minutes for your PC to recognise your device. Two windows will appear on your PC screen, please close them.

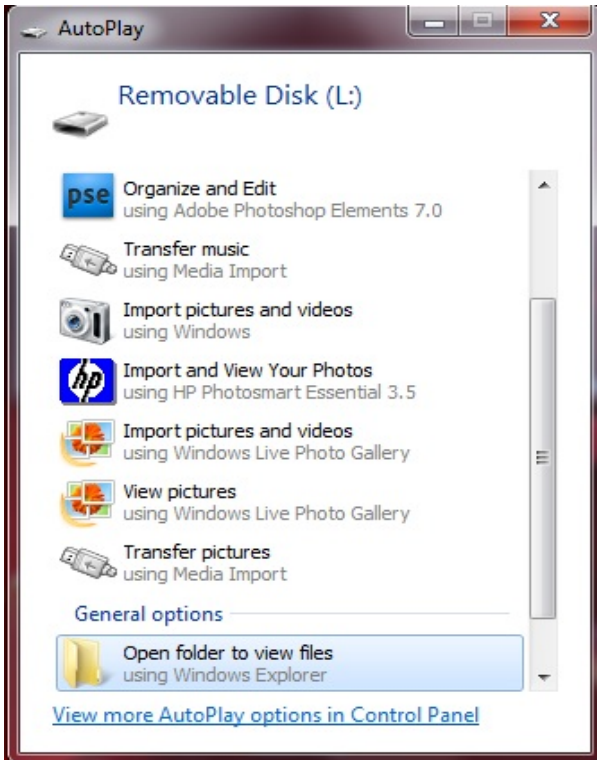
The downloading process works differently with different browsers. For example if you use Internet Explorer, Google Chrome , Mozilla Firefox or others, the process will not be the same, but they all work in a similar way and you will be able to download the A-Z poi update. The most important issue is, if it asks you to: let the updater make changes, please click on OK or YES. On different browsers it may ask: Do you want to RUN or SAVE the file? You must click RUN. The new POI file will be downloaded automatically.

If the security of your PC is set too high, it may ask you to: Allow the updater to change settings on your computer. You will need to allow it. It will take a few seconds to update your device. If you are using Norton 360 antivirus, you will need to disable it for a couple of minutes until you finish the update. Otherwise, although our file has passed the strict verification process, Norton 360 thinks that it is a threat and deletes the file.

If you are not sure how to proceed, please follow the steps below.

Please switch on your 4.3" unit from main switch. Wait until it starts up and displays the Main Menu page. Connect the A-Z + Cabbie's Mate unit to your PC via the USB cable provided when purchased in the box.

As soon as the device is connected, it will open two windows on your PC. Please close them.

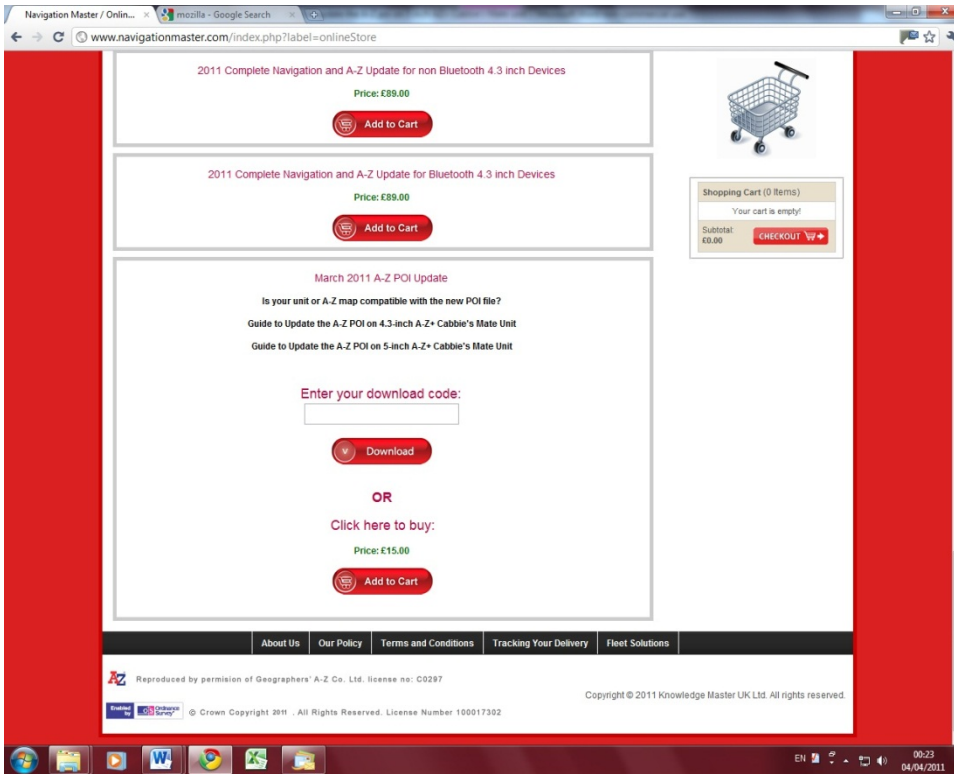


If you are not on the online store page on our website, click on **Online Store** from the top menu bar.


Scroll down to see the update section, **September 2011 A-Z poi update.**

You will need a download code to download the A-Z poi update. If you do not have a download code, you can purchase one. Please click on Add to Cart and go to CHECKOUT. A payment page will appear, please make your payment and a download code will be sent to you immediately via e mail.

When you receive your download code or if you already have one (update key), please enter the code into the box and click on download button as seen on picture below.

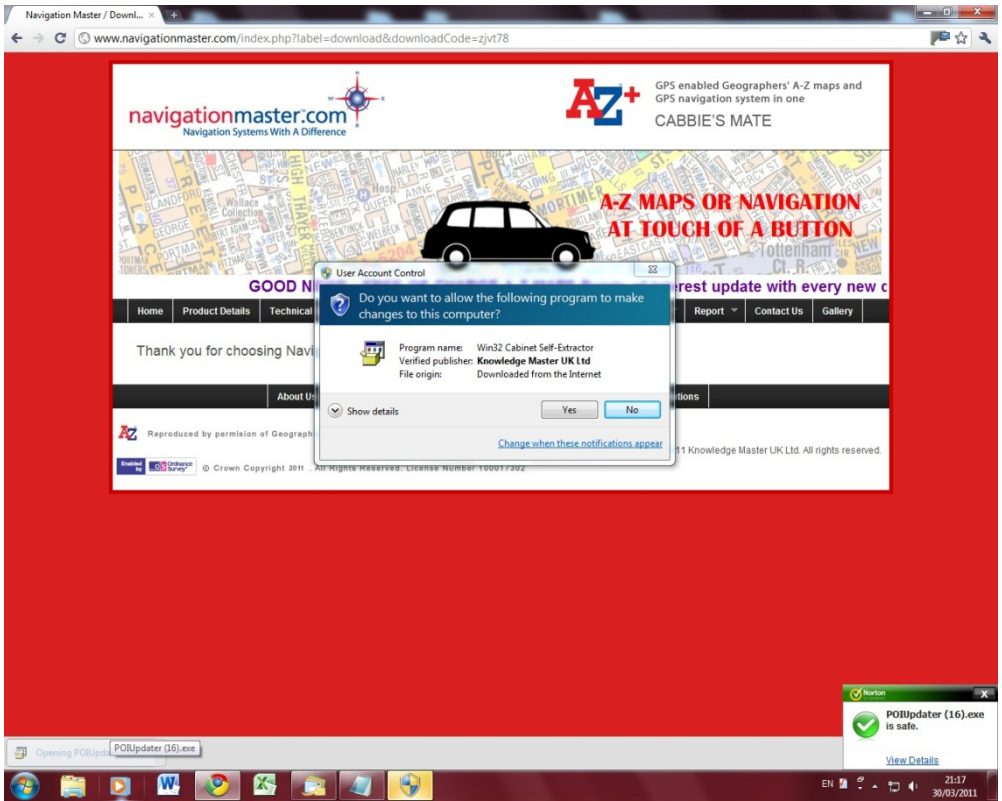


The page below will appear. On this page, please click on **Click here** to start downloading.

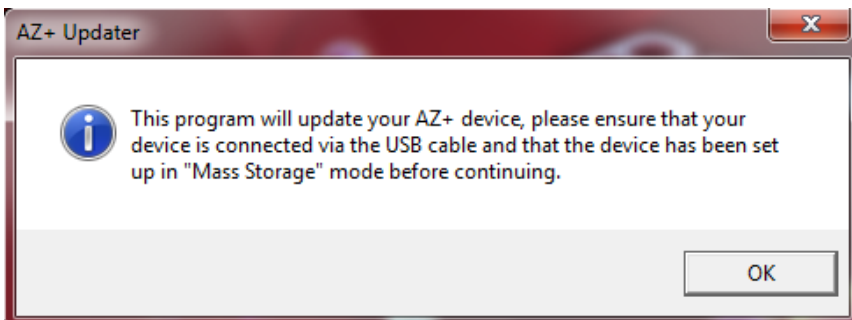


If you are using Norton 360 you will need to disable Norton for a couple of minutes until you complete the update. If you do not wish to disable, please use another computer without Norton or other antivirus software.

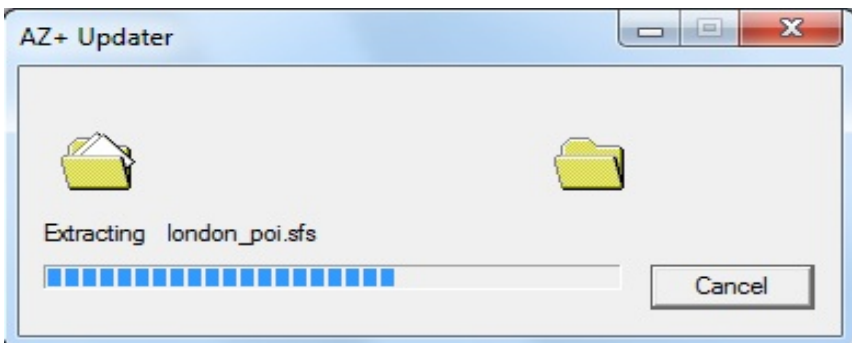
If your PC security setting is set too high, your computer may prompt the window below. You need to click on **“Yes”** to allow our auto updater program to start the set up. If you use Internet Explorer or Mozilla Firefox, you may see a different screen instead of the screen below. A window may prompt asking you to RUN or SAVE, you must select RUN. Depending on your Browser, if you see the updater window flashing on the bottom left or top left corner, please click on it to start downloading.



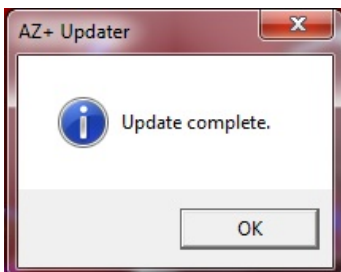
A message below will appear on your PC screen. Please click on OK.



POI download will start and a message below will appear on your PC screen. The updater will update your A-Z poi automatically within 5 seconds.



When the poi update is complete, a message below will appear. Please click on OK.



Please close any open windows and remove the USB cable.

To make sure you have the latest poi installed correctly, please go to A-Z > Search> POI and enter Corinthia Hotel, Westminster. If this entry is in the POI data, it means you have the latest poi data.

The next A-Z poi update will be in March 2012. Customers who were issued with free POI download code (update key) from 1st January 2011 will be able to use this code either for March or September update.

We would like to thank our team of taxi drivers, knowledge boys and all our customers who either e-mailed or text new poi's or corrected the existing poi's.

We have done our best to make sure all points are accurate. If you find points that are not included or showing the wrong place, please report via our website or text to 07860 404 522 and we will add or correct them at the next update. Thank you.